

THE ALL-NEW MINI COUNTRYMAN



THOUGHT-OUT DETAILS.

The new MINI Countryman is your reliable accomplice with more fearlessness and less of everything else. With its robust construction, bold SAV design and imposing presence, the new MINI Countryman radiates self-confidence and thirst for adventure.



MINI TO THE MAX.

Say hello to our most grown-up MINI ever. The new MINI Countryman is 13 cm longer and 6 cm higher than its predecessor model.

REFINED TO THE MAX.

High-quality materials, advanced technology and atmospheric lighting ensure an emotional driving experience. Once you get into the MINI, you probably won't want to get off.



OLED, OLED OLED OLED.

HIGHLIGHTS



THE COUNTRYMAN C CLASSIC



18" ASTEROID SPOKE.




Roof in Black.



Roof in Body Colour.



Sport Seats for Driver and Front Passenger.



Classic Trim specific dashboard.

THE COUNTRYMAN C FAVOURED



19" KALEIDO SPOKE 2-TONE.



SPORTS STEERING WHEEL EQUIPPED WITH HEATING FUNCTION.



Roof & Mirror Caps in **Vibrant Silver**.




Roof in **Black**.



Roof in **Body Colour**.



John Cooper Works sport seats, Electrically Adjustable for Driver & Front Passenger with **Massage function** for the Driver.



Favoured Trim specific dashboard.

THE COUNTRYMAN C

JCW



Roof & Mirror Caps in Red with Red Sport Stripes.




Roof in Black with Black Sport Stripes.



Roof in Body Colour.



John Cooper Works sport seats, Electrically Adjustable for Driver & Front Passenger with Massage function for the Driver.



JCW Trim Specific Dashboard.

THE COUNTRYMAN S ALL4 JCW



19" JOHN COOPER WORKS RUNWAY SPOKE BLACK.



JOHN COOPER WORKS STEERING WHEEL EQUIPPED WITH HEATING FUNCTION.



JCW SPORT BRAKES, BLACK CALIPERS



Roof & Mirror Caps in Red with Red Sport Stripes.




Roof in Black with Black Sport Stripes.



Roof in Body Colour.



John Cooper Works sport seats, Electrically Adjustable for Driver & Front Passenger with Massage function for the Driver.



JCW Trim Specific Dashboard.

JCW COUNTRYMAN ALL4



Roof & Mirror Caps in Red with Red Sport Stripes.




Roof in Black with Black Sport Stripes.



Roof in Body Colour.



John Cooper Works sport seats, Electrically Adjustable for Driver & Front Passenger with Massage function for the Driver.



JCW Trim Specific Dashboard.

THE COUNTRYMAN E FAVOURED



19" KALEIDO SPOKE 2-TONE.



SPORTS STEERING WHEEL EQUIPPED WITH HEATING FUNCTION.



Roof & Mirror Caps in **Vibrant Silver**.




Roof in **Black**.



Roof in **Body Colour**.



John Cooper Works sport seats, Electrically Adjustable for Driver & Front Passenger with **Massage function** for the Driver.



Favoured Trim specific dashboard.

ACTIVE GUARD:

- Front collision warning with brake intervention
- Left-turn warning (vehicle) with brake function.
- Speed Limit Info including prediction and no-overtaking indicator as well as manual Speed Limit Assist
- Evasion Assistant.

DRIVING ASSISTANT:

- Blind Spot detection.
- Lane Change Warning with Active Return
- Rear crossing traffic warning
- Rear collision prevention (Hazard Lights)
- Exit warning



COUNTRYMAN E CHARGING EQUIPMENT:

- 1 AC Charging Professional
- 2 MINI Wallbox
- 3 Flexible Charger
- 4 Public Charging Cable



MINI EXPERIENCE MODES.



DRIVING MINI MODES

The MINI Experience Modes offer intensive and clearly differentiated modes which change the overall impression of the MINI's interior. The customer experiences different ambiances at different levels of perception.

- Beamer that projects light on instrument panel.
- Ambient light contents.



YOU CAN SWITCH BETWEEN DIFFERENT MODES VIA:

- The "Experiences" Toggle Switch
- OLED display
- Simply give a Voice Command (Hey Mini, Change to Mode)

3 BASIC DRIVING MODES:



CORE (NORMAL SETTINGS)



GREEN (ECO)



GO-KART (SPORT)

5 ADDITIONAL MODES:



PERSONAL MODE



TIMELESS MODE



VIVID MODE



BALANCE MODE



TRAIL MODE

MINI LED HEADLIGHTS WITH EXTENDED CONTENTS:

- Bi-LED light for low-beam and high-beam headlights.
- LED rear light.
- LED cornering light (adaptive light distribution with enhanced lateral illumination in city, cross-country and motorway traffic, bad weather light).
- Three characteristic light signatures (daytime driving light signature, front and rear lights) can be selected via light menu, including associated Welcome and Goodbye effects.

CLASSIC MODE



FAVOURED MODE



JCW MODE



MINI HIGHLIGHTS



MINI Interaction Unit: Round Central Unit with an Area of 440 cm² (9.4 inch) with OLED Technology.



MINI Head-up Display: Display of Entertainment information, warning information & Driving speed.



2-Zone Automatic Air Conditioning: includes separate temperature control for driver, front passenger.



Wireless charging: Telephony with wireless charging offers a comprehensive telephony package with Bluetooth connectivity.



Tyre Pressure Indicator.



Active Seat for Driver with massage function.



Harman Kardon Surround Sound System: with a powerful 365W digital amplifier and 12 loudspeakers for truly outstanding sound quality.



Steering Wheel Heating.

MINI HIGHLIGHTS



Panorama Glass Roof.



Roof Rails in black.



Seat adjustment, rear seats.



Sun Protection Glazing.



Steptronic sport transmission with gearshift paddles
(Only for S & JCW Engines).



Comfort Access: Allows keyless entry to the vehicle
doors and tailgate.

MINI HIGHLIGHTS



Parking Assistant Plus: Visual parking aid featuring Surround View cameras, Top View, Panoramic View and 3D View makes parallel and perpendicular parking on the road easier. The system completely takes over the steering, the accelerator, and the transmission.



Adaptive Suspension (Only with JCW Trim): Frequency-selective damping elements: with regulation depending on road condition and driving style for optimum balance between comfort and sport tuning.



SPECIFICATION AND TECHNICAL DATA.


SPECIFICATION	Countryman C			Countryman S ALL4	JCW ALL4 Countryman	Countryman E
	Classic	Favoured	JCW	JCW		Favoured
ENGINE & TRANSMISSION						
TwinPower Turbo 3-Cylinder Inline Petrol Engine	X	X	X			
TwinPower Turbo 4-Cylinder Inline Petrol Engine				X	X	
Electric Drive Unit on the Front Axle						X
7-speed Steptronic transmission with double clutch	X	X				
7-speed Steptronic transmission with gearshift paddles			X			
7-Speed Steptronic sport transmission with gearshift paddles				X	X	
EQUIPMENT						
SAFETY						
Acoustic Protection for Pedestrians						x
Anti Lock Braking System (ABS)	x	x	x	x	x	x
Attentiveness assistant	x	x	x	x	x	x
Automatic Stability Control (ASC)	x	x	x	x	x	x
Brake Assist	x	x	x	x	x	x
Brake Energy Regeneration	x	x	x	x	x	x
Brake-pad wear indicator	x	x	x	x	x	x
Central locking	x	x	x	x	x	x
Cornering Brake Control (CBC)	x	x	x	x	x	x
Crash Sensor	x	x	x	x	x	x
Curtain head airbags front and rear	x	x	x	x	x	x
Driver and front passenger airbags with occupation detector	x	x	x	x	x	x
Dynamic Brake Control (DBC)	x	x	x	x	x	x
Dynamic Stability Control (DSC)	x	x	x	x	x	x
Dynamic Traction Control (DTC)	x	x	x	x	x	x
Electronic vehicle immobilizer	x	x	x	x	x	x
Emergency spare wheel	x	x	x	x	x	x
Intelligent all-wheel drive 'ALL 4'				x	x	
Keyless engine start	x	x	x	x	x	x
Locking Wheel Bolts	x	x	x	x	x	x
PC Brake (PostCrash approach control warning with light braking function)	x	x	x	x	x	x
Roll-back Prevention	x	x	x	x	x	x
Side airbags for driver and front passenger, integrated in seat backrests	x	x	x	x	x	x
Tyre Repair Kit						x
Tyre pressure monitoring system	x	x	x	x	x	x
PERFORMANCE						
Cruise control with braking function	x	x	x	x	x	x
JCW Sport Brakes, black calipers			x	x		
JCW Performance Brakes, Calipers in Chili Red					x	
Adaptive Suspension			x	x	x	
EXTERIOR						
LED headlights with extended contents	x	x	x	x	x	x
Automatic operation of tailgate	x	x	x	x	x	x
Comfort Access System	x	x	x	x	x	x
Electrical folding of exterior mirrors	x	x	x	x	x	x
Exterior mirror logo projection for driver's and passenger's sides	x	x	x	x	x	x
Exterior mirror on driver's side with automatic anti-dazzle function	x	x	x	x	x	x
High Beam Assistant	x	x	x	x	x	x
Panoramic glass roof	x	x	x	x	x	x
Roof Rails Black	x	x	x	x	x	x
Roof in Black	x	x	x	x	x	x
Roof & Mirror Caps Red			x	x	x	
Roof & Mirror Caps Vibrant Silver		x				x
Sport Stripes Red			x	x	x	
Sport Stripes Black			x	x	x	
Sun protection glazing	x	x	x	x	x	x

SPECIFICATION	Countryman C			Countryman S ALL4	JCW ALL4 Countryman	Countryman E
	Classic	Favoured	JCW	JCW		Favoured
INTERIOR						
2-Zone Automatic air conditioning	x	x	x	x	x	x
Active Seat for Driver		x	x	x	x	x
MINI Experience Modes	x	x	x	x	x	x
John Cooper Works steering wheel			x	x	x	
Seat adjustment, rear seats	x	x	x	x	x	
Sports steering wheel	x	x				x
Sport Seats front, Manually Adjustable	x					
John Cooper Works sport seats, Electrically Adjustable		x	x	x	x	x
Steering wheel heating	x	x	x	x	x	x
Through Loading System (40:20:40)	x	x	x	x	x	x
TECHNOLOGY						
AC Charging Professional						x
MINI IconicSounds Electric						x
MINI Head-Up Display	x	x	x	x	x	x
MINI Interaction Unit : Round Central Unit Area of 440 cm² (9.4 inch) OLED Technology MINI-specific user interface	x	x	x	x	x	x
Active Guard Front collision warning with brake intervention Left-turn warning (vehicle) with brake function Speed Limit Info including prediction and no-overtaking indicator Evasion Assistant	x	x	x	x	x	x
Driving Assistant Lane change warning with blind spot detection Rear crossing traffic warning Rear collision prevention Exit warning					x	x
Harman Kardon Surround Sound System (12 speakers with 365W amplifier power)		x	x	x	x	x
Parking Assistant : Park Distance Control front and rear Rear view camera Automatic parking Reversing assistant	x	x	x			
Parking Assistant Plus : Park Distance Control front and rear Surround view cameras Automatic parking Reversing assistant				x	x	x
Smartphone integration Wireless charging front	x	x	x	x	x	x
OTHERS						
Automatic Start/Stop function Parking brake with automatic hold function Start/Stop button	x	x	x	x	x	x
INTERIOR DESIGNS						
Classic Interior Design Favoured Interior Design JCW Interior Design	x	x		x	x	x

SPECIFICATION		Countryman C		Countryman S ALL4	JCW ALL4 Countryman	Countryman E
		Favoured	JCW	JCW		Favoured
UPHOLSTERY						
Headliner Anthracite		x	x	x	x	x
Vescin/cloth combination Black/Blue	x					
Vescin/cloth combination Grey/Blue	x					
Vescin Dark Petrol		x				x
Vescin Beige		x				x
Vescin Vintage Brown		x				x
Vescin/cord combination JCW Black			x	x	x	
ALLOY WHEELS						
18" Asteroid Spoke	x					
19" Kaleido Spoke 2-tone		x				x
19" John Cooper Works Runway Spoke Black			x	x		
20" John Cooper Works Flag Spoke 2-tone					x	

TECHNICAL DATA	C	S	JCW	E
Cylinders / Valves	3 / 4	4 / 4	4 / 4	-
Displacement (cc)	1,499	1,998	1,998	-
Maximum Output (hp)	156	204	300	204
Maximum Torque (Nm/rpm)	230	300	400	250
Top Speed (km/h)	212	228	250	170
Acceleration 0 - 100 km/h (sec.)	9	7.4	5.4	8.6
Fuel Consumption (combined l/100 km)	6.8	7.6	7.8 - 8.3	-
Tank Capacity (Liter)	54	54	54	-
Luggage Compartment (Liter)	440-1460	440-1460	440-1460	460 - 1450
Curb Weight (kg)	1520	1620	1660	1865
Ground Clearance (mm)	202	202	188	171
Electric Range (km)	-	-	-	395 - 433
Gross Battery Capacity (kWh)	-	-	-	66.5
Charging Time AC (Flex Charger 11kW, 0-100%), h	-	-	-	6:30
Charging Time AC (Wallbox 22kW, 0-100%), h	-	-	-	3:45
Charging Time DC (Fast Charger 50kW, 10-80%), h	-	-	-	1:14


EXTERIOR COLOURS



Nanuq White.



Melting Silver III.



Midnight Black II.



Legend Grey.



Smokey Green.



British Racing Green IV.



Chilli Red.



Blazing Blue.

UPHOLSTERY

CLASSIC



Vescin/Cloth Combination | Grey highlight Blue



Vescin/Cloth Combination | Black highlight Blue

FAVOURED



Vescin | Dark Petrol




Vescin | Beige



Vescin | Vintage Brown

JCW



Vescin/Cord combination | JCW Black



READY FOR ADVENTURE?

AWAITING THE ADVENTURE.

The exciting MINI TwinPower Turbo technology ensures the performance, efficiency, and the special feeling behind the wheel of the new MINI Countryman.

POWER AND PERFORMANCE. ON AND OFF ROAD.

Whether in parking lots or in national parks – the new MINI Countryman has the necessary power, spontaneity, and responsive steering for every journey. Every turn is an adrenaline-pumping experience, from winding mountain roads to city roundabouts. If you choose a model with our ALL4 all-wheel drive, you are well prepared for even the most demanding routes.

ALL4 FOUR-WHEEL DRIVE.

The ALL4 all-wheel drive system dynamically distributes power between all wheels for off-road traction and grip on all surfaces. And when it detects a loss of traction due to wet or icy roads, it dynamically switches power as needed. In this way you can use the robust, adventurous character of your new MINI Countryman. No matter what the weather forecast looks like: you stay in control – and you are in your element.

WELCOME TO THE FAMILY.

As a customer, you are part of the MINI family and no matter what you need for yourself or your MINI – you will always find the right products with us. Find out more or follow us on:

<https://www.instagram.com/miniegypt>

<https://www.facebook.com/miniegypt>

<https://www.linkedin.com/company/mini-egypt>

More about MINI:

<https://www.mini-egypt.com/>

MINI customer care:

information@mini-egypt.com

19269

